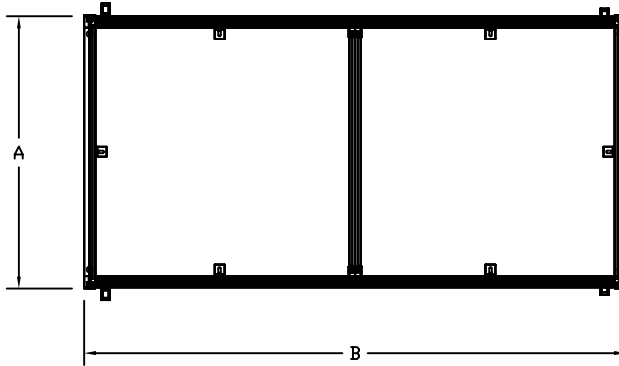
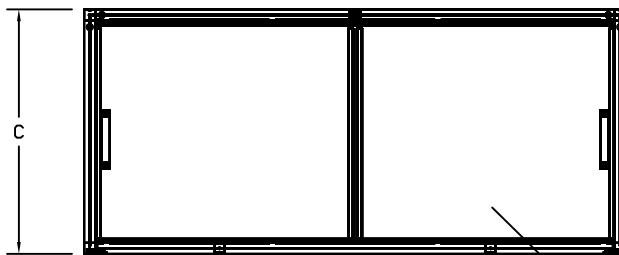


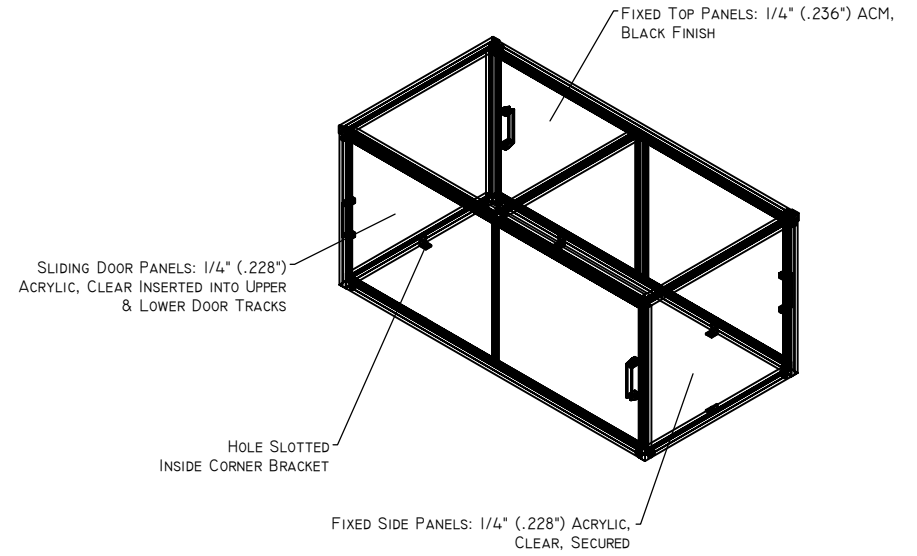
1. (3) sliding panels along each long side for TE80-310, TE80-410, TE80-510, M-TE80-310, M-TE80-410 & M-TE80-510.



TOP VIEW



FRONT VIEW



NEWPORT PART NUMBER	DIM A	DIM B	DIM C
TE80-36	36.00	72.00	32.50
TE80-46	48.00	72.00	32.50
TE80-56	59.06	72.00	32.50
TE80-38	36.00	96.00	32.50
TE80-48	48.00	96.00	32.50
TE80-58	59.06	96.00	32.50
TE80-310	36.00	120.00	32.50
TE80-410	48.00	120.00	32.50
TE80-510	59.06	120.00	32.50
M-TE80-36	35.43	70.87	32.50
M-TE80-46	47.24	70.87	32.50
M-TE80-56	59.06	70.87	32.50
M-TE80-38	35.43	94.49	32.50
M-TE80-48	47.24	94.49	32.50
M-TE80-58	59.06	94.49	32.50
M-TE80-310	35.43	118.11	32.50
M-TE80-410	47.24	118.11	32.50
M-TE80-510	59.06	118.11	32.50